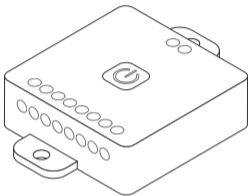


# SP630E Instructions







































SPI+5CH PWM All In One LED Controller



## 1. Brief:

SP630E is compatible with multiple types of LEDs. It can work with 1/2/3/4/5CH W/CCT/RGB/RGBW/RGBCCT PWM and addressable LEDs, and it can also work with addressable+PWM combined LEDs:

NO.	Parameters			LED Type
	RGB	CW	WW	
1				1CH PWM Single Color
2				2CH PWM CCT
3				3CH PWM RGB
4				4CH PWM RGBW
5				5CH PWM RGBCCT
6				SPI Single Color
7				SPI CCT
8				SPI RGB
9				SPI RGBW
10				SPI RGBCCT
11				SPI RGB+1CH PWM Single Color
12				SPI RGB+2CH PWM CCT

note: user can select the specific LED type on the App setting page

## 2.Features:

1. High performance, low power consumption 2.4G Bluetooth microprocessor;
2. Compatible with 12 kinds of type of LEDs;
3. Support App control, 2.4G touch remote control and 2.4G touch 86-type control panel;
4. The remote control and 86-type control panel can be set up for zone-control (can be divided into 4 zones), or unified control (ALL);
5. Support to set kinds of on/off animations and the default power-on state.
6. Support for modifying device name, color order correction and setting timers.
7. Support 3 kinds of music capture modes: cell phone microphone, player streaming, on-board microphone.
8. 5 major control pages in the App: dynamic, static, music, custom and setting; select different types of LED correspond to different App page content, as follows:

APP Pages Functions LED Types		Dynamic		Static		Music		Custom
		Colorful	White	Colorful	White	Colorful	White	DIY
1	1CH PWM Single Color	None	3	None	DIM	None	1	None
2	2CH PWM CCT	None	3	None	CCT	None	1	None
3	3CH PWM RGB	12	None	HUE	None	3	None	3
4	4CH PWM RGBW	12	3	HUE	DIM	3	1	3
5	5CH PWM RGCCT	12	3	HUE	CCT	3	1	3
6	SPI Single Color	None	10	None	DIM	None	5	None
7	SPI CCT	None	10	None	CCT	无	5	None
8	SPI RGB	146	None	HUE	None	18	None	18
9	SPI RGBW	146	10	HUE	DIM	18	5	18
10	SPI RGCCT	146	10	HUE	CCT	18	5	18
11	SPI RGB+1CH PWM Single Color	146	3	HUE	DIM	18	1	18
12	SPI RGB+2CH PWM CCT	146	3	HUE	CCT	18	1	18


### 3.APP:



- 1.SP630E supports App control for iOS and Android devices.
- 2.Apple devices require iOS 10.0 or higher, and Android devices require Android 4.4 or higher.
- 3.You can search "BanlanX" in App Store or Google Play to find the APP, or scan the QR code to download and install.

#### Operations

- Open the App, click the + icon in the top right corner of the home page to add device .
- Please set the LED type and calibrate the color order according to the page prompts, you can also change these settings on the settings page.

- Click the  icon in the upper right corner of the App to enter the settings page, where you can modify the name, modify the type of LED, calibrate the color order, set the timings, set the on/off effect, etc.

## 4. 2.4G Touch Remote Control :

SP630E can be used with 2.4G touch remote control and 2.4G touch 86-type panel; There are 4 kinds of remote control, 4 kinds of 86-type panel; different type of LED match different remote and panel models:

1CH PWM Single Color	2CH PWM CCT	3CH PWM RGB	4CH PWM RGBW	5CH PWM RGCCT	SPI Single Color
					
SPI CCT	SPI RGB	SPI RGBW	SPI RGCCT	SPI RGB +1CH PWM	SPI RGB +2CH PWM CCT
					

### Remote Models



RB1



RB2



RB3



RB4

## 86-Type Panel Models



RC1



RC2



RC3



RC4

## Touch Functions

ON	OFF	Brightness Level	Warm/Nature/ Cold White	White	Color HUE/ Temperature Ring
Brightness	Brightness	Brightness Ring	Temperature Ring	Color HUE Ring	Color HUE/ Temperature Ring
Speed	Mode+	Mode-	Music effect	1-4 Zones	All Zones

Note: 1.Within 20s after power on, long press the ON key: binding/unbinding the remote/panel;  
2.Within 20s after power on, long press Zone1-4/ZoneAll, to set the Zones;

## 5.Technical Parameters:

### SP630E

Working Voltage: DC5V-24V	Working Current:3mA-13mA
PWM Single Channel Maximun Output Current: 6A	PWM Total Maximun Output Current : 12A
Working Temp: -20°C~60°C	DIMensions: 78mm*56mm*20mm

## 2.4G Remote/Panel

Working Voltage:3V(CR2032)	Quiescent Current: 35uA
RF frequency: 2.4GHz	Remote Range:30M
Remote DIMensions: 135mm*48mm*10mm	Panel DIMensions:86mm*86mm*12mm

## 6.Wiring:

Different types of LED correspond to different output ports; The ports should match the selected LED type, and the specific port descriptions as follows:

LED Type		Output Port							
		VCC	R	G	B	CW	WW	DAT	GND
1	1CH PWM Single Color	✓				✓	✓		
2	2CH PWM CCT	✓				✓	✓		
3	3CH PWM RGB	✓	✓	✓	✓				
4	4CH PWM RGBW	✓	✓	✓	✓	✓			
5	5CH PWM RGBCCT	✓	✓	✓	✓	✓	✓		
6	SPI Single Color	✓						✓	✓
7	SPI CCT	✓						✓	✓
8	SPI RGB	✓						✓	✓
9	SPI RGBW	✓						✓	✓
10	SPI RGBCCT	✓						✓	✓
11	SPI RGB+1CH PWM Single Color	✓				✓	✓	✓	✓
12	SPI RGB+2CH PWM CCT	✓				✓	✓	✓	✓